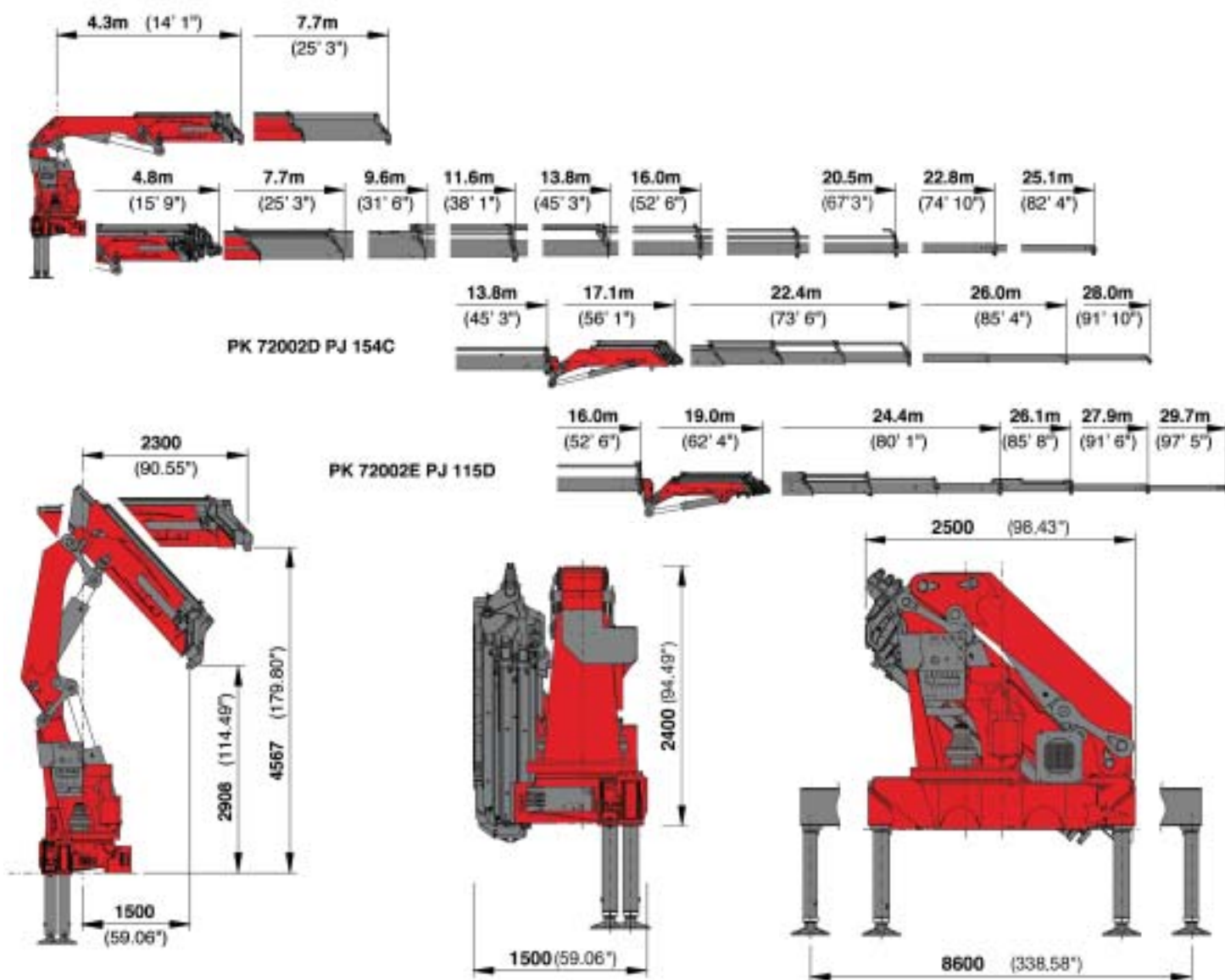


PALFINGER ADVANCED PACKAGE AS STANDARD!

# PK 72002

Performance



PK 72002 Performance	
Technical Specifications (DIN 15018 H1-B3)	
Max. lifting moment	667,1 kNm 68,0 mt 491850 ft.lbs
Max. lifting capacity	22000 kg 215,8 kN 48500 lbs
Max. hydraulic outreach	20,5 m 67' 3"
Max. outreach (with fly jib)	29,7 m 97' 5"
Slewing angle	endless
Slewing torque	
one slewing gear	44,1 kNm 4,5 mt 32510 ft.lbs
one slewing gear	68,7 kNm 7,0 mt 50650 ft.lbs

PK 72002 Performance	
Standard crane	
Stabilizer spread standard	8,6 m 28' 3"
Fitting space required	min. 1,50 m 4' 11" max. 1,65 m 5' 5"
Width folded	2,5 m 8' 3"
Operating pressure	330 bar 4785 psi
Recommended pump capacity	from 80 l/min 17,6 imp.gal./min 21,1 US gal./min to 100 l/min 22,0 imp.gal./min 26,4 US gal./min
Dead weight standard crane	5750 kg 12680 lbs

Executions shown in the leaflet are not always corresponding to standard execution. Design and specification are subject to change without prior notice. Country-specific regulations are to be considered for the crane installation.



STRENGTH, OUTREACH AND PRECISION



PK 72002 Performance – YOUR STRONG PARTNER

The PK 72002 Performance proves its superiority in tough day-to-day duty. The combination of high lifting capacity and low weight, little space requirement and highest user friendliness make it the perfect working tool. The return oil utilisation system installed as standard guarantees highest working speed and economic operation.



EXCLUSIVELY FROM PALFINGER:  
AOS – THE ACTIVE OSCILLATION SUPPRESSION SYSTEM



## EXTENSIVE STANDARD EQUIPMENT

## LEAVES NOTHING TO BE DESIRED

### Outrigger system

The 8.6 m outrigger system fitted as standard ensures optimal stability – as an option it can be supplied with support cylinders that can be hydraulically swivelled up 180°. The control valves for crane and additional support are mounted as standard on the base frame. The switchover between crane and support control takes place electrically. Spirit level and hour counter are mounted as standard in the support control valve console.



### Control valve

In combination with the PALFINGER radio control system the load sensing proportional valve enables the crane to be adjusted very slightly.

### Internally routed oil ducts

The internally routed oil ducts permit a compact design for the extension system and ensure perfect protection from damage.

### Endless slewing mechanism

The standard endless slewing mechanism provides an unrestricted action radius. As a result the crane operates much more quickly and cost-efficiently.



### Load-holding valves

They prevent the crane arm from dropping and are fitted as standard onto the slewing mechanism, elevating arm, and extension cylinders. The valves are positioned in such a way that they are protected from being damaged.



### Hose equipment for accessories

With this option you can provide the oil supply to accessories. The hoses are routed in compact troughs and plastic link chains. They are therefore optimally protected.

### AOS

The Active Oscillation Suppression system, which is available exclusively from PALFINGER, compensates for jolts and sharp stress cycles caused by crane operation. Because oscillations are eradicated, the crane can work with pin-point accuracy, much more quickly and therefore more cost-efficiently.

### Additional hinged arms

To extend the range of applications of the PK 72002 *Performance* additional hinged arms are available in several designs and for various arm versions.

### Return oil utilisation

The high speed of the extension system is impressive. It results from return oil utilisation, which is installed as standard, and the generously dimensioned hydraulic lines. This makes for increased efficiency in any type of working!

### Functional Design

- Cover in the area of the control valve
- Hoses covered behind the crane column
- Support system with internally routed hydraulic hoses



### Advanced Package

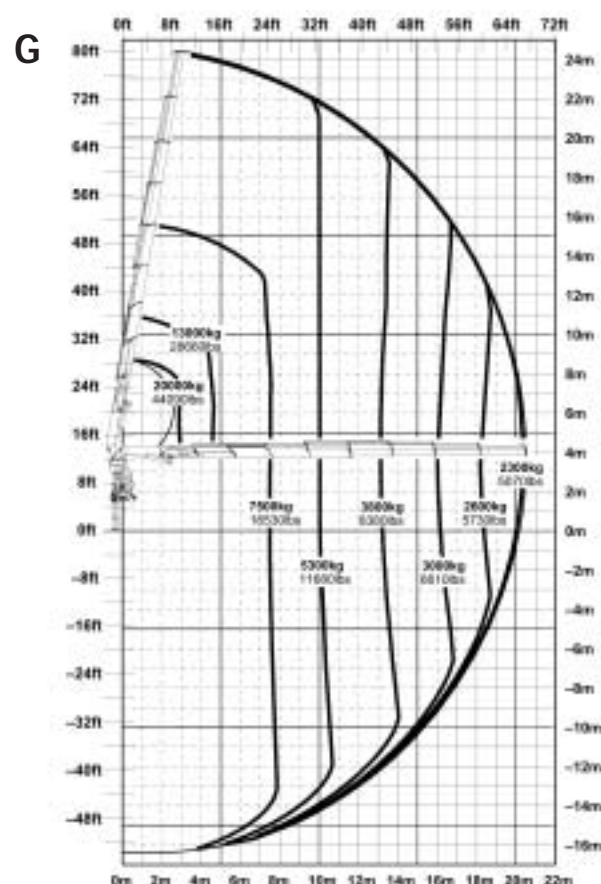
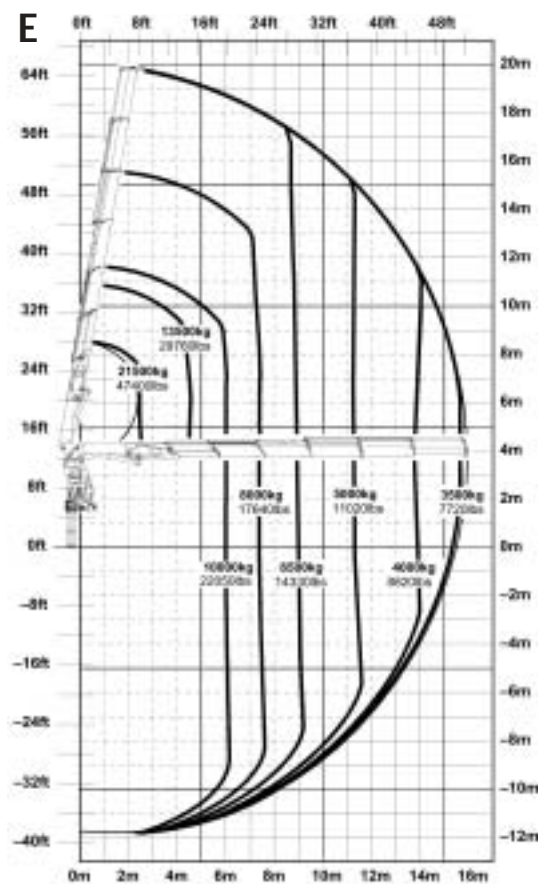
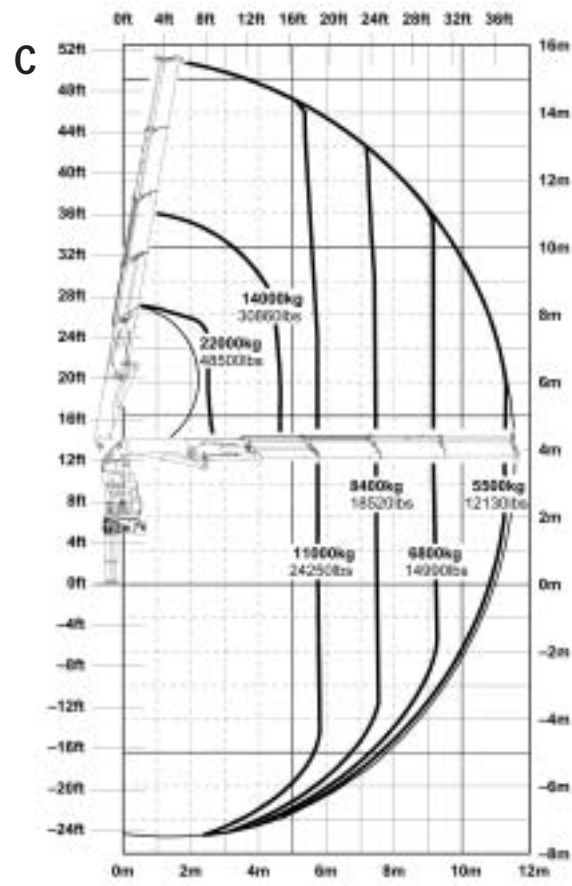
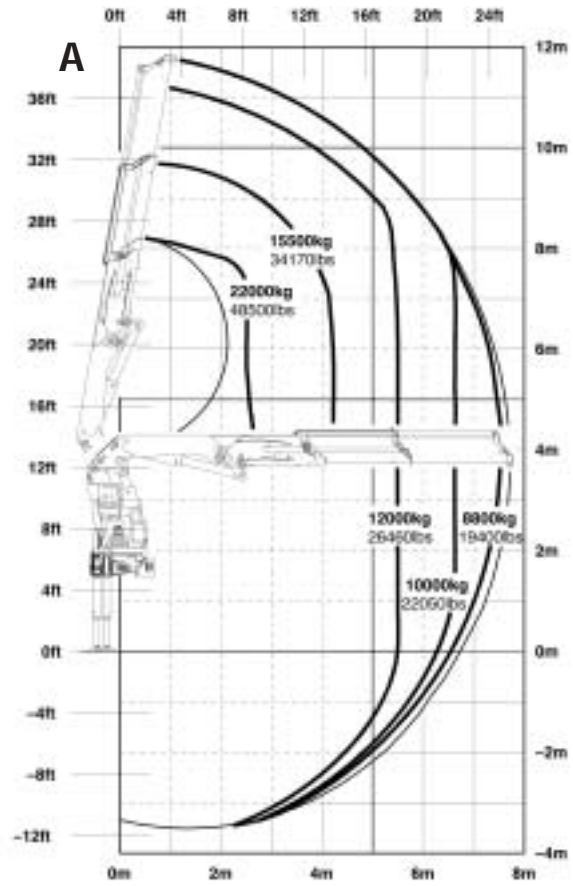
- Oil cooler mounted
- Electronic HPLS
- Capacity display on control console
- PALFINGER radio control
- PALTRONIC 50
- Functional Design



# THE PK 72002 Performance: OUTSTANDING MOVEMENT GEOMETRY

# AND RANGE OF EQUIPMENT

## PK 72002 Performance



## Max. lifting capacities

PK 72002 Performance A	
hydraulic	
max. Capacity: 22000 kg/48500 lbs	
Outreach	Capacity
4,4 m	14930 kg 32910 lbs
5,8 m	11400 kg 25130 lbs
7,5 m	8840 kg 19490 lbs

PK 72002 Performance D	
hydraulic	
max. Capacity: 21970 kg/48430 lbs	
Outreach	Capacity
4,4 m	14270 kg 31460 lbs
5,8 m	10680 kg 23540 lbs
7,5 m	8100 kg 17860 lbs
9,4 m	6340 kg 13980 lbs
11,4 m	5150 kg 11350 lbs
13,7 m	4280 kg 9440 lbs
manual	
15,9 m	2700 kg 5950 lbs
18,1 m	2240 kg 4940 lbs

PK 72002 Performance G	
hydraulic	
max. Capacity: 19890 kg/43850 lbs	
Outreach	Capacity
4,4 m	13720 kg 30250 lbs
5,8 m	10160 kg 22400 lbs
7,5 m	7530 kg 16600 lbs
9,4 m	5730 kg 12630 lbs
11,4 m	4520 kg 9960 lbs
13,7 m	3610 kg 7960 lbs
15,8 m	3050 kg 6720 lbs
18,1 m	2610 kg 5750 lbs
20,4 m	2310 kg 5090 lbs
manual	
22,7 m	1460 kg 3220 lbs
25,0 m	1270 kg 2800 lbs


PK 72002 Performance B	
hydraulic	
max. Capacity: 22000 kg/48500 lbs	
Outreach	Capacity
4,4 m	14730 kg 32470 lbs
5,8 m	11190 kg 24670 lbs
7,5 m	8630 kg 19030 lbs
9,4 m	6900 kg 15210 lbs

PK 72002 Performance E	
hydraulic	
max. Capacity: 21560 kg/47530 lbs	
Outreach	Capacity
4,4 m	14060 kg 31000 lbs
5,8 m	10450 kg 23040 lbs
7,5 m	7860 kg 17330 lbs
9,4 m	6090 kg 13430 lbs
11,4 m	4900 kg 10800 lbs
13,7 m	4020 kg 8860 lbs
15,8 m	3460 kg 7630 lbs
manual	
18,1 m	2190 kg 4830 lbs
20,4 m	1820 kg 4010 lbs

PK 72002 Performance C	
hydraulic	
max. Capacity: 22000 kg/48500 lbs	
Outreach	Capacity
4,4 m	14480 kg 31920 lbs
5,8 m	10920 kg 24070 lbs
7,5 m	8360 kg 18430 lbs
9,4 m	6620 kg 14590 lbs
11,4 m	5430 kg 11970 lbs
manual	
13,7 m	3390 kg 7470 lbs
15,9 m	2770 kg 6110 lbs

The reaches are indicated for a 20° main boom position and are therefore not the maximum ones.

## PK 72002D PJ154C



## PK 72002E PJ115D

